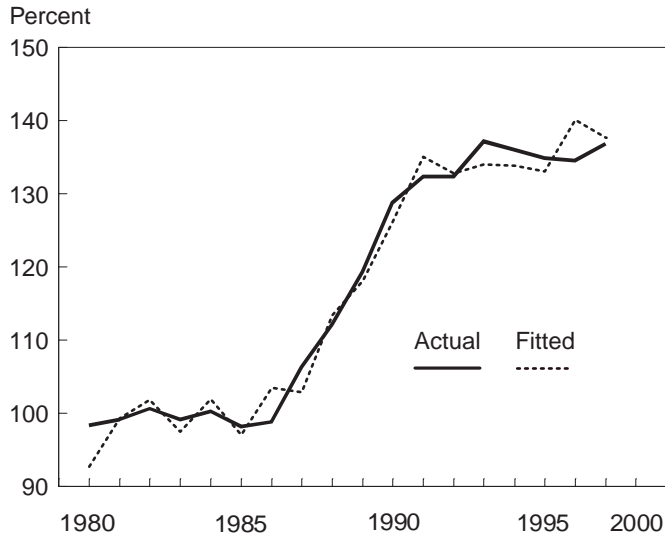


References

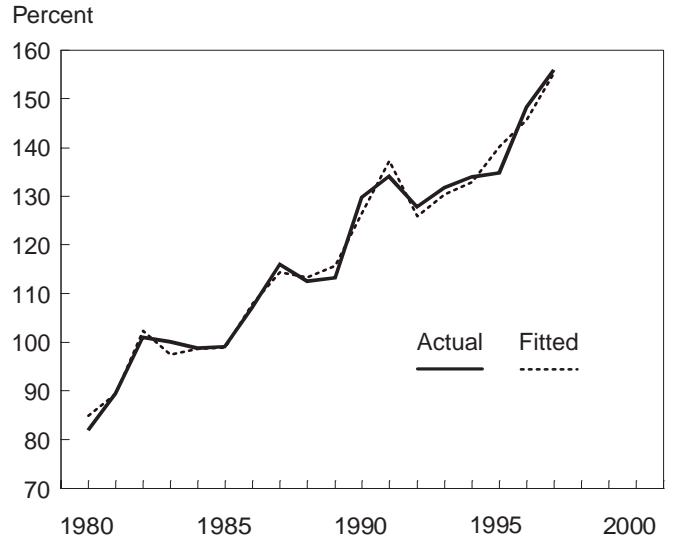
- Box, G.E.P., and G.M. Jenkins. *Time Series Analysis: Forecasting and Control*. San Francisco: Holden-Day, Inc., 1970.
- Hicks, J.R. *A Revision of Demand Theory*. Oxford: Oxford Univ. Press, 1956.
- Houck, J.P. "A Look at Flexibilities and Elasticities." *J. Farm Econ.*, Vol. 48, May 1966, pp. 225-232.
- Huang, K.S. *U.S. Demand for Food: A Complete System of Quantity Effects on Prices*, Technical Bulletin No. 1795, U.S. Dept. Agr., Econ. Res. Serv., July 1991.
- Huang, K.S. "A Further Look at Flexibilities and Elasticities." *Amer. J. Agr. Econ.*, Vol. 76, May 1994, pp. 313-317.
- Muth, J.F. "Rational Expectations and Theory of Price Movements," *Econometrica*, Vol. 29, 1961, pp. 315-335.
- Putnam, J.J., and J.E. Allshouse. *Food Consumption, Prices, and Expenditures, 1970-97*. Statistical Bulletin No. 965. U.S. Dept. Agr., Econ. Res. Serv., April 1999.
- U.S. Department of Commerce, *Personal Consumption Expenditures*, various issues.
- U.S. Department of Labor, *Consumer Price Index*, various issues.

Appendix A: Graphic comparison of actual and fitted food prices

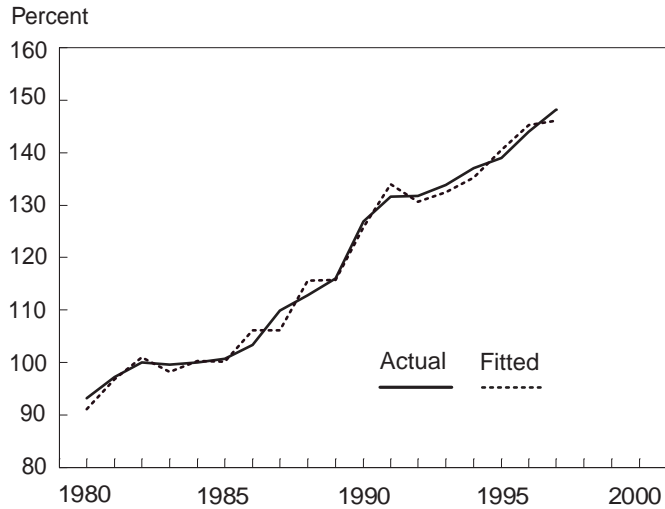
**A-1: Consumer Price Index: Beef and veal
1982-84 = 100**



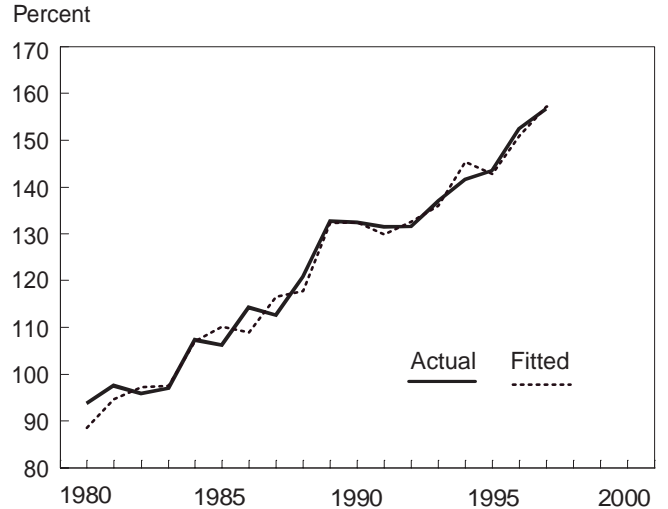
**A-2: Consumer Price Index: Pork
1982-84 = 100**



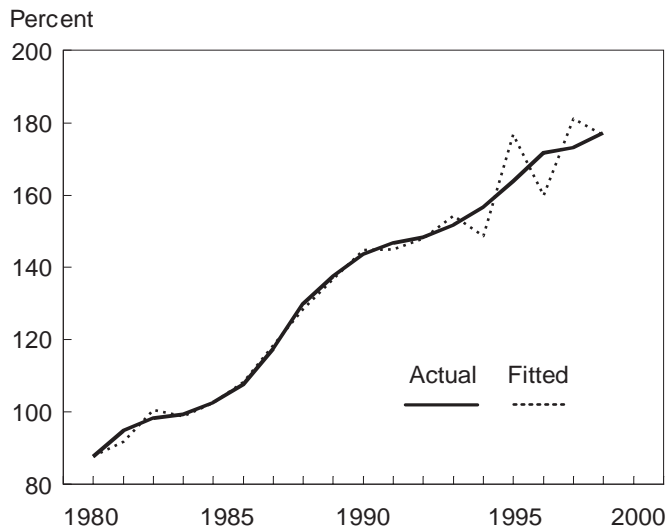
**A-3: Consumer Price Index: Other meats
1982-82 = 100**



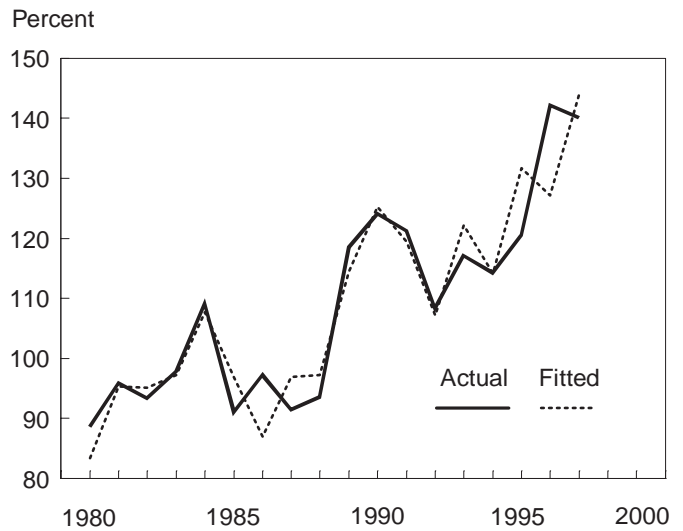
**A-4: Consumer Price Index: Poultry
1982-84 = 100**



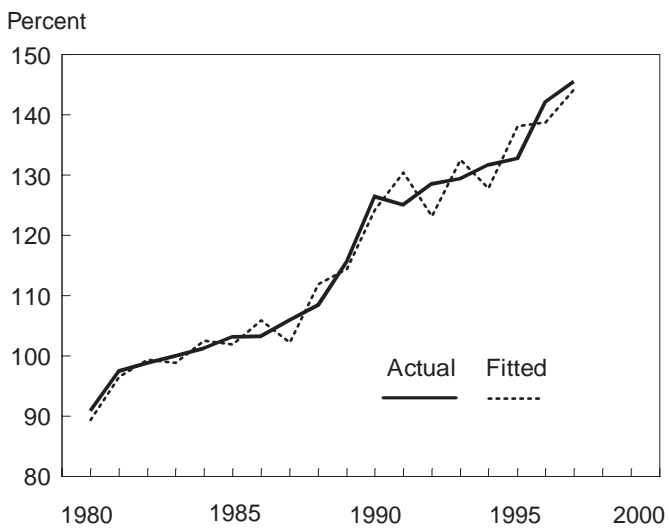
A-5: Consumer Price Index: Fish and seafood
1982-84 = 100



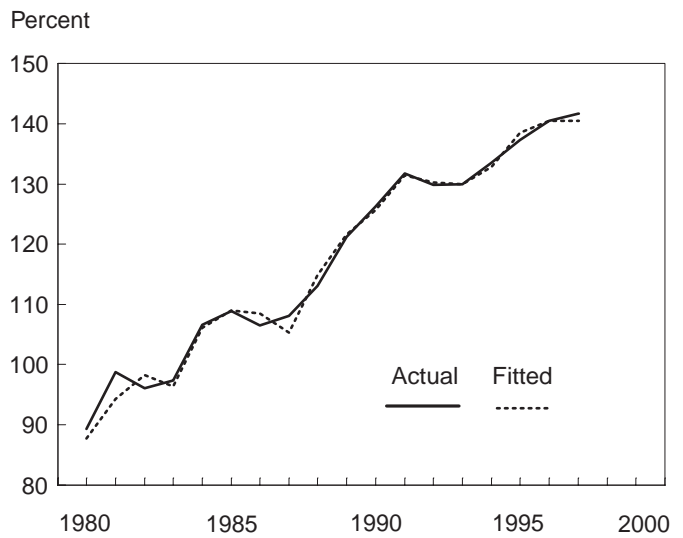
A-6: Consumer Price Index: Eggs
1982-84 = 100



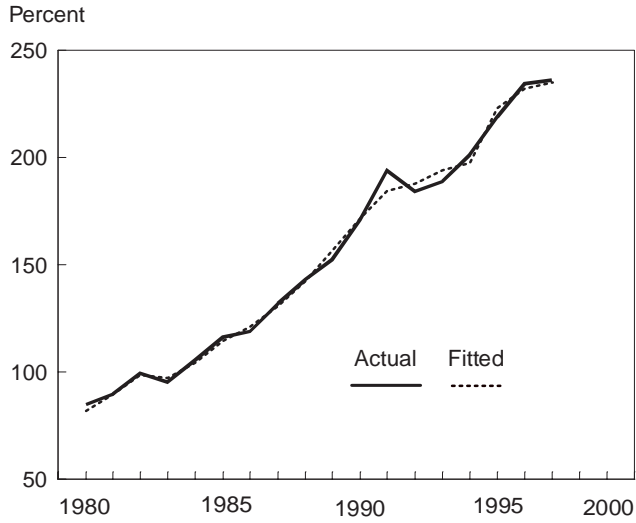
A-7: Consumer Price Index: Dairy products
1982-84 = 100



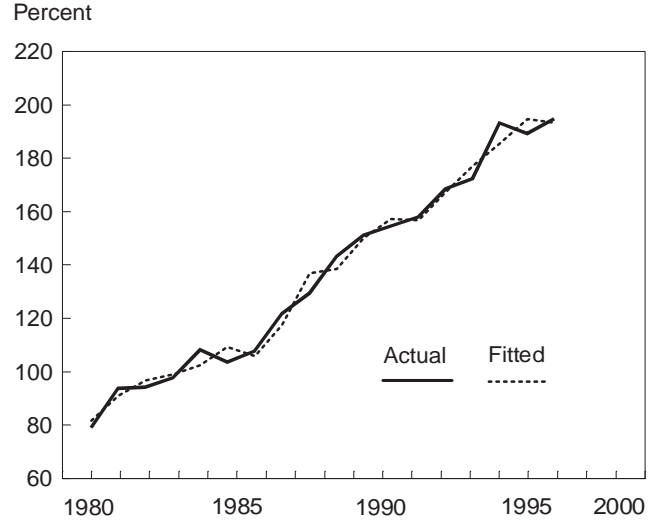
A-8: Consumer Price Index: Fats and oils
1982-84 = 100



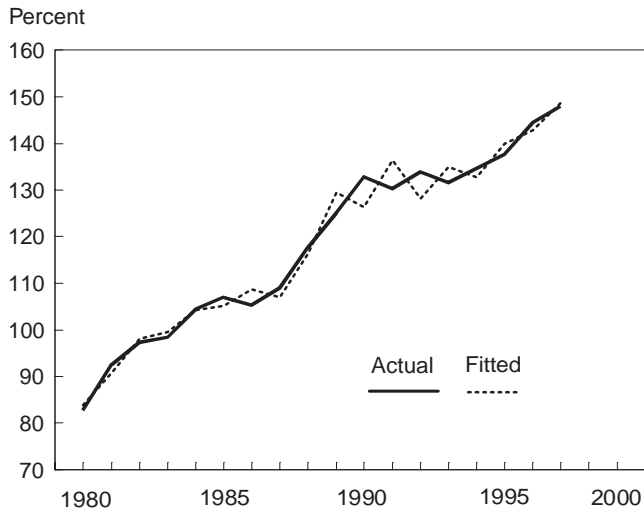
**A-9: Consumer Price Index: Fresh fruits
1982-84 = 100**



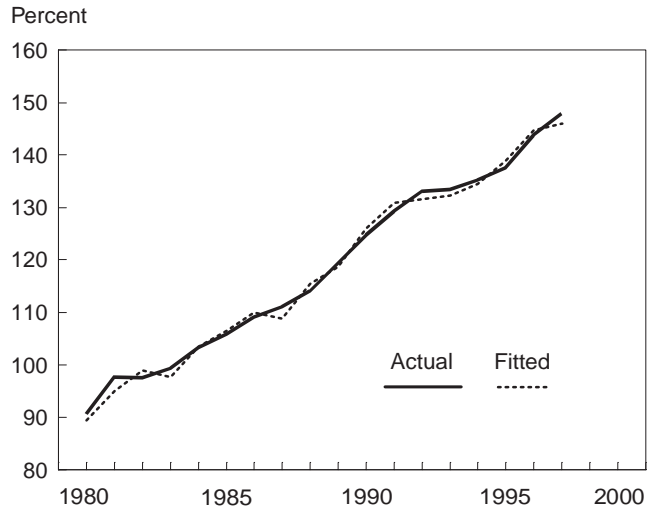
**A-10: Consumer Price Index: Fresh vegetables
1982-84 = 100**



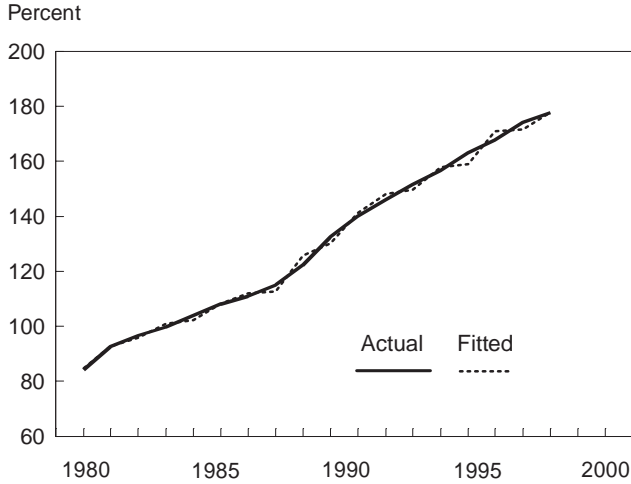
**A-11: Consumer Price Index: Processed fruits and vegetables
1982-84 = 100**



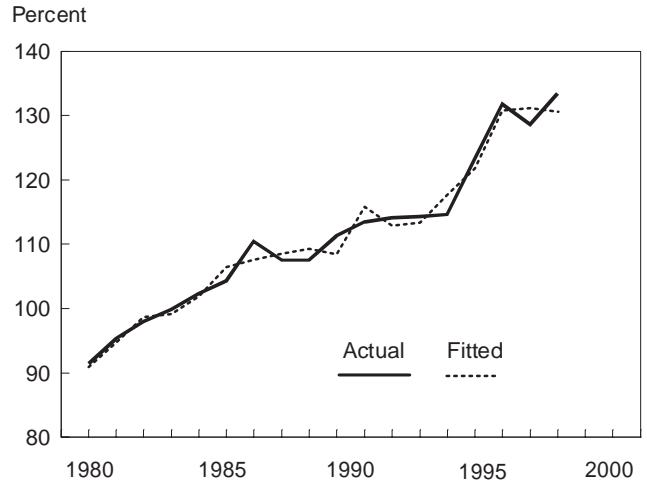
**A-12: Consumer Price Index: Sugar and sweets
1982-84 = 100**



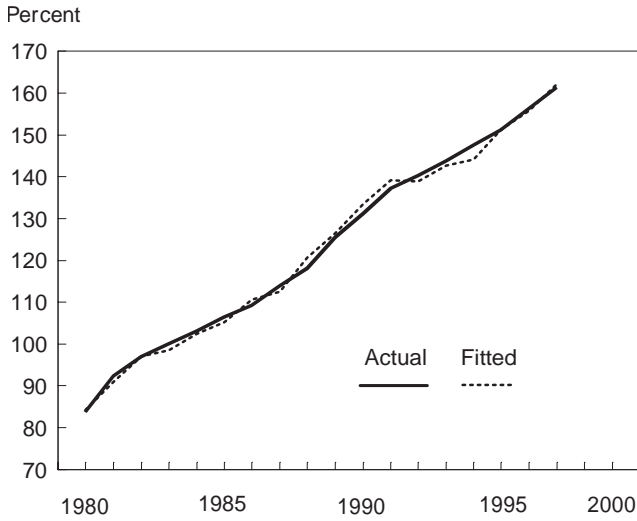
A-13: Consumer Price Index: Cereal and bakery Products
1982-84 = 100



A-14: Consumer Price Index: Non-alcoholic beverages
1982-84 = 100



A-15: Consumer Price Index: Other prepared foods
1982-84 = 100



A-16: Consumer Price Index: Food away from home
1982-84 = 100

